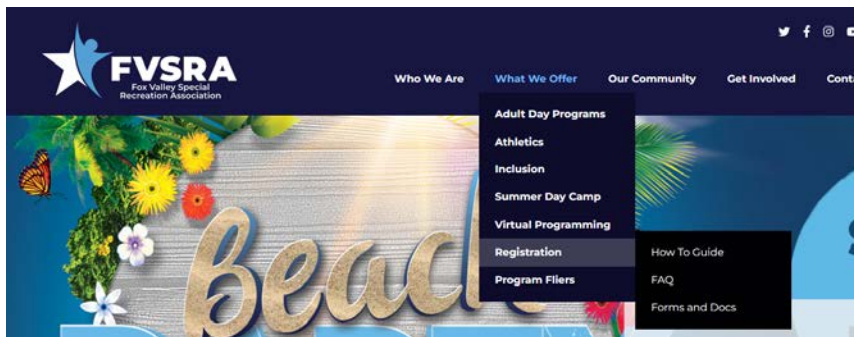


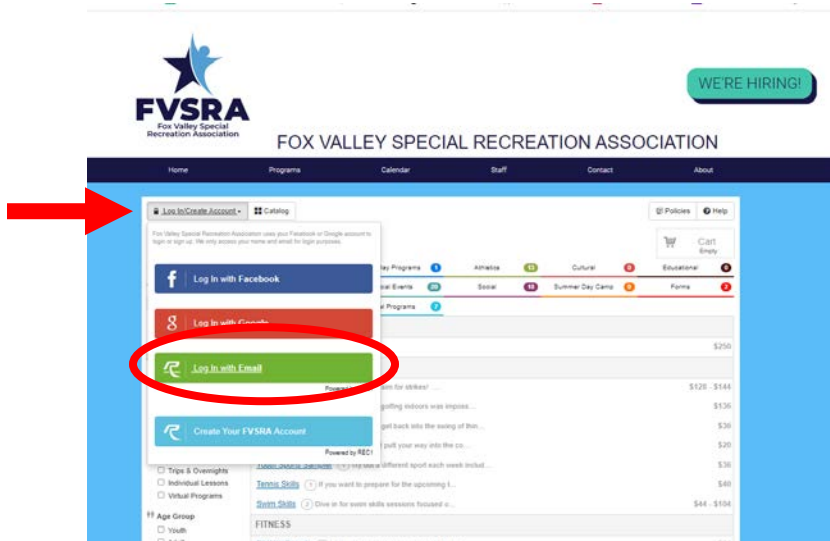
How To: Change Your Password

To change your password, log into Rec1 by visiting the FVSRA website and clicking **“What We Offer” > “Registration”** and then select **“Click Here to enter the Rec1 Online Registration Portal”** or visit:

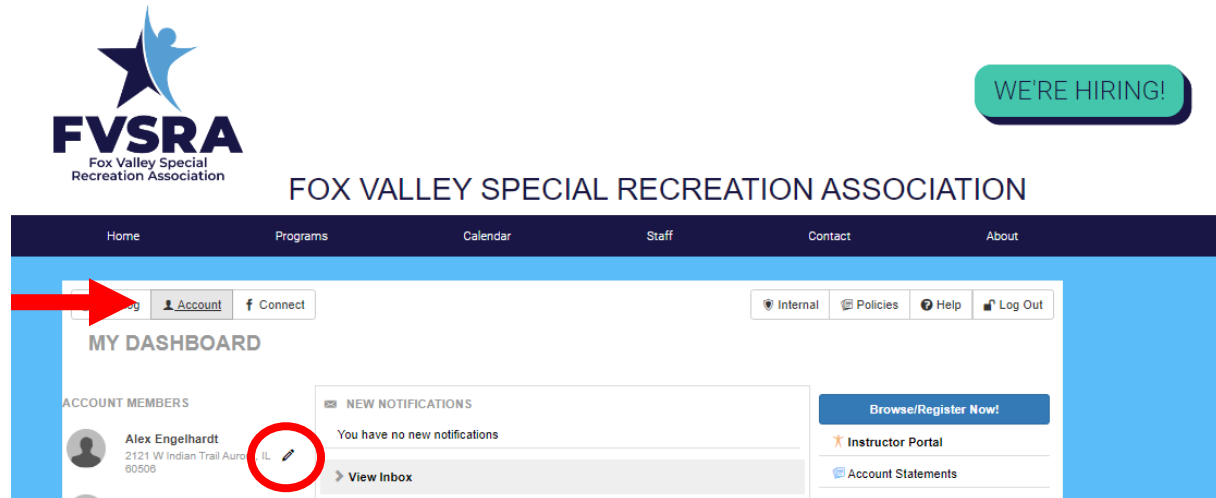
<https://secure.rec1.com/IL/fox-valley-special-recreation-association/catalog>



Click on **“Log In/Create Account”** and select **“Log In with Email”**



Once logged in, click on the “Account” button on the upper left-hand side of the screen right under the FVSRA menu bar. This takes you to your account page. To change your password, click on the pencil to the right of your name.



On the lower left-hand side of the pop-up, you will see a place to **Reset CivicPlus Password**.

